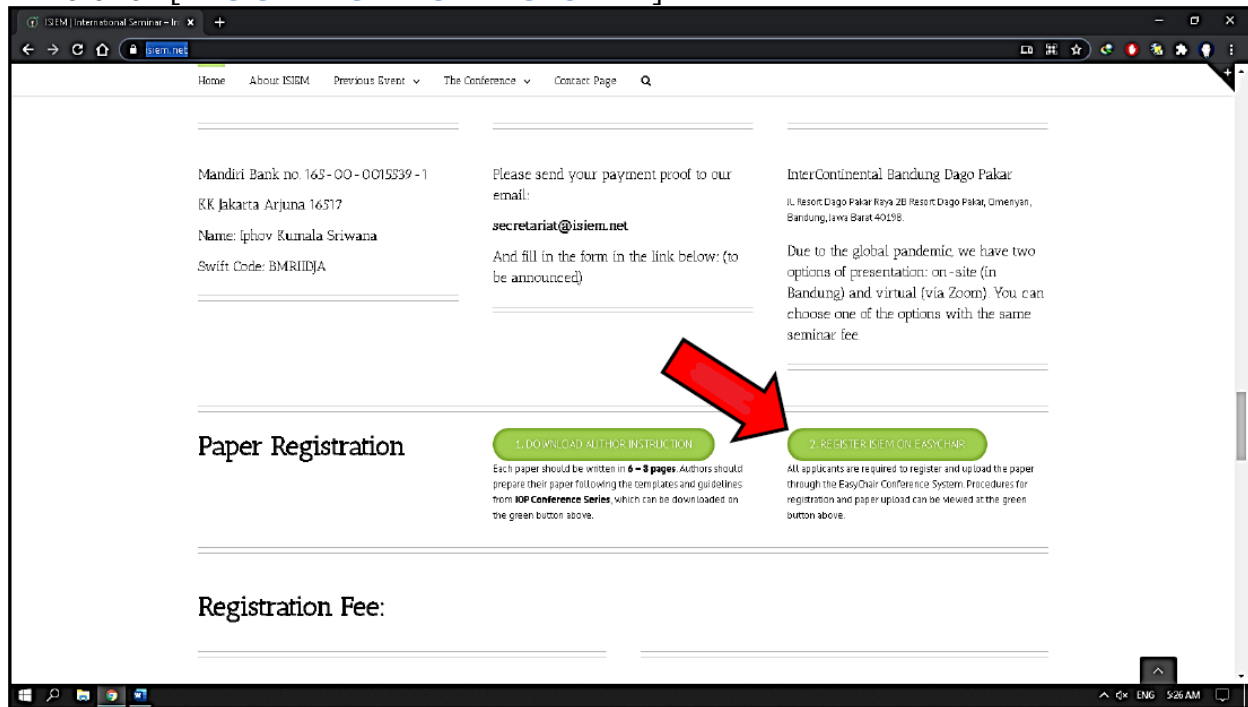


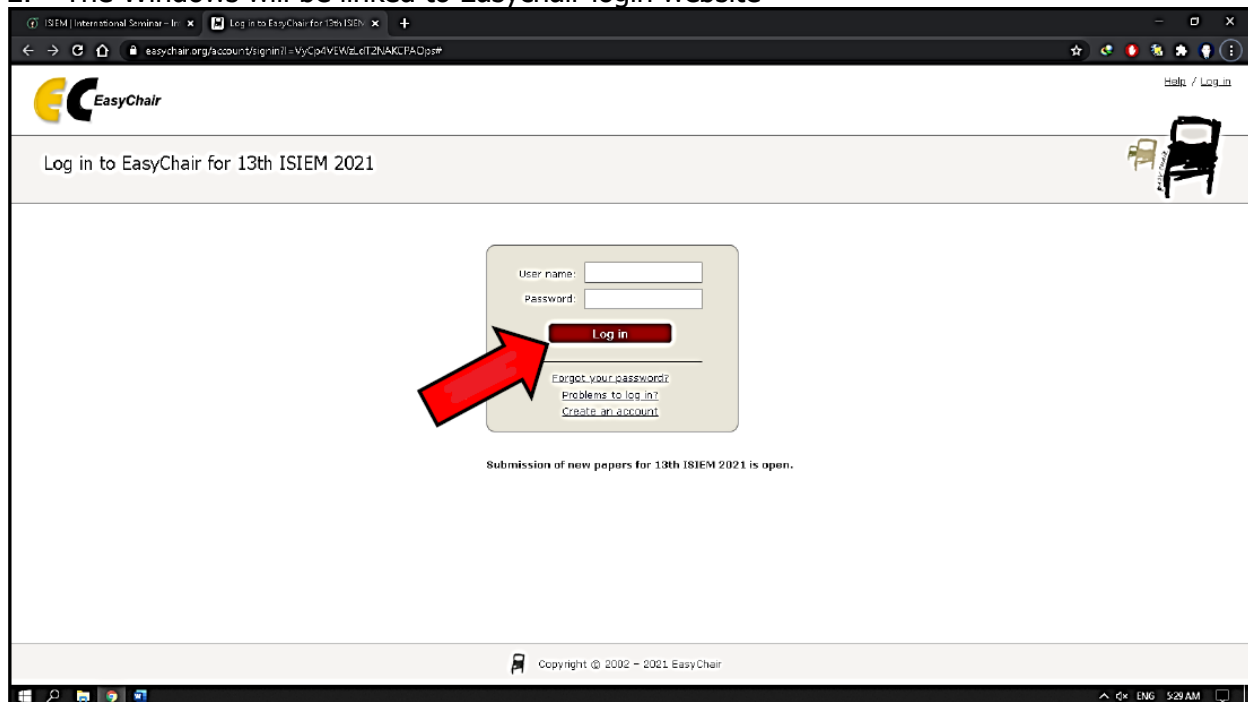
## REGISTERING AND SUBMITTING PAPER 13<sup>th</sup> ISIEM ON EASYCHAIR

1. Access ISIEM website on <https://isiem.net>, scroll down, and find [Paper Registration], and click on [**REGISTER ISIEM ON EASYCHAIR**].



The screenshot shows the ISIEM website with a navigation menu at the top: Home, About ISIEM, Previous Event, The Conference, and Contact Page. Below the menu, there are three columns of text. The first column contains bank information: Mandiri Bank no. 163-00-0015339-1, KK Jakarta Arjuna 16317, Name: Iphov Kumala Sriwana, and Swift Code: BMRIDJA. The second column asks for payment proof to be sent to [secretariat@isiem.net](mailto:secretariat@isiem.net) and provides a link to a form. The third column mentions the location: InterContinental Bandung Dago Pakar, Jl. Resort Dago Pakar Raya 2B, Bandung, Jawa Barat 40198, and notes that due to the global pandemic, there are two presentation options: on-site (in Bandung) and virtual (via Zoom). Below this, there are two green buttons: '1. DOWNLOAD AUTHOR INSTRUCTION' and '2. REGISTER ISIEM ON EASYCHAIR'. A red arrow points to the second button. Below the buttons, there is a 'Paper Registration' section with instructions: 'Each paper should be written in 6-8 pages. Authors should prepare their paper following the templates and guidelines from IOP Conference Series, which can be downloaded on the green button above.' and 'All applicants are required to register and upload the paper through the EasyChair Conference System. Procedures for registration and paper upload can be viewed at the green button above.' Below this is a 'Registration Fee:' section.

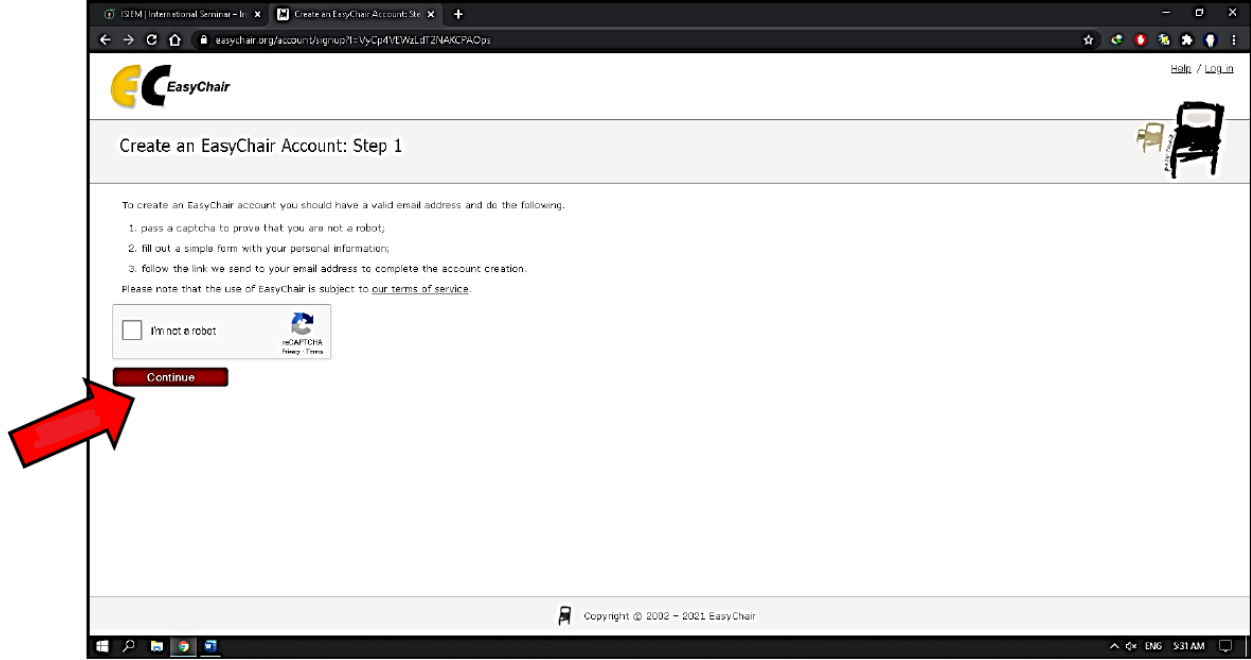
2. The Windows will be linked to Easychair login website



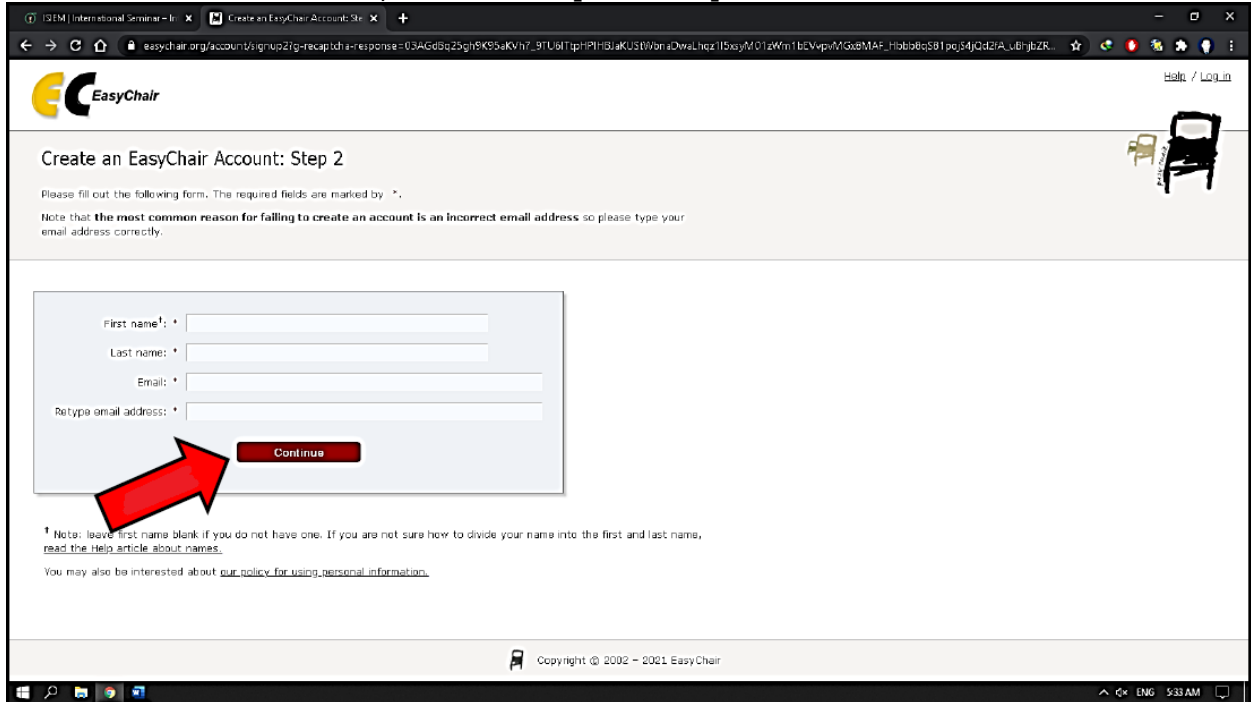
The screenshot shows the EasyChair login page. The URL in the browser is [easychair.org/accounts/login/](https://easychair.org/accounts/login/). The page features the EasyChair logo and a 'Log in to EasyChair for 13th ISIEM 2021' heading. Below the heading is a login form with fields for 'User name:' and 'Password:', a 'Log in' button, and links for 'Forgot your password?', 'Problems to log in?', and 'Create an account'. A red arrow points to the 'Log in' button. Below the form, there is a message: 'Submission of new papers for 13th ISIEM 2021 is open.' The footer contains the copyright information: 'Copyright © 2002 - 2001 EasyChair'.

Click on [[Create an account](#)], then

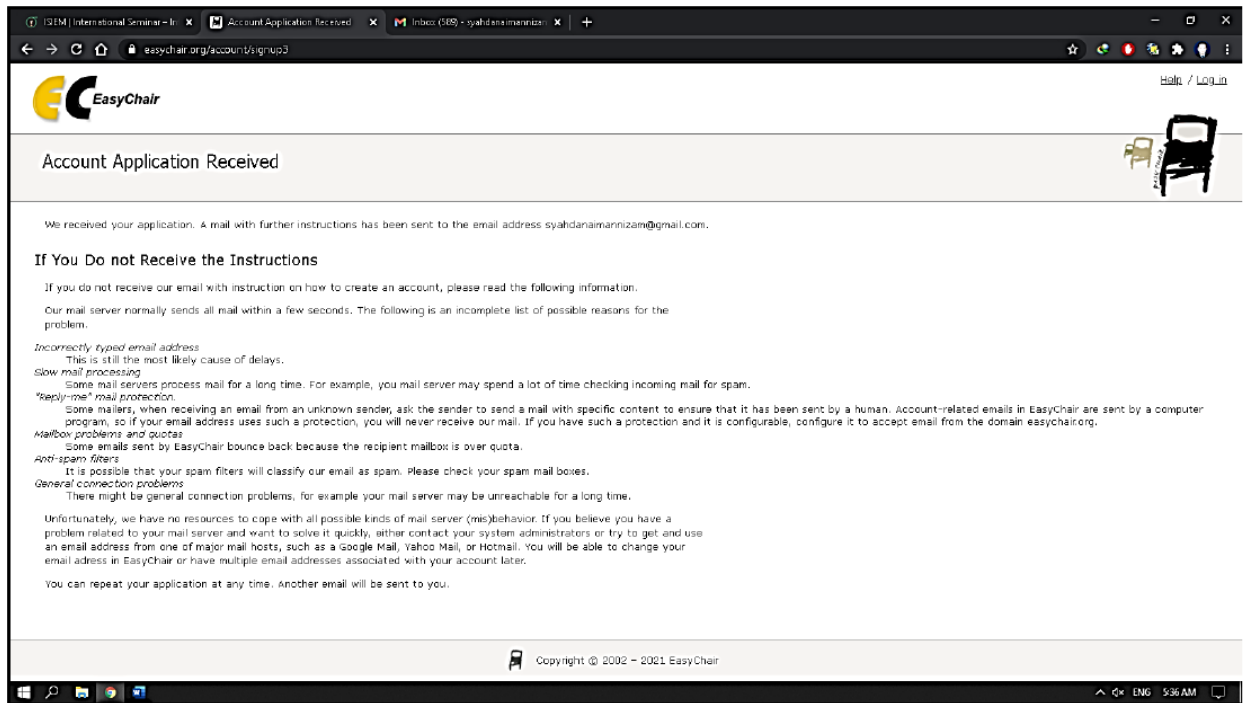
Checklist the box on [I'm not a robot], then click on [Continue]



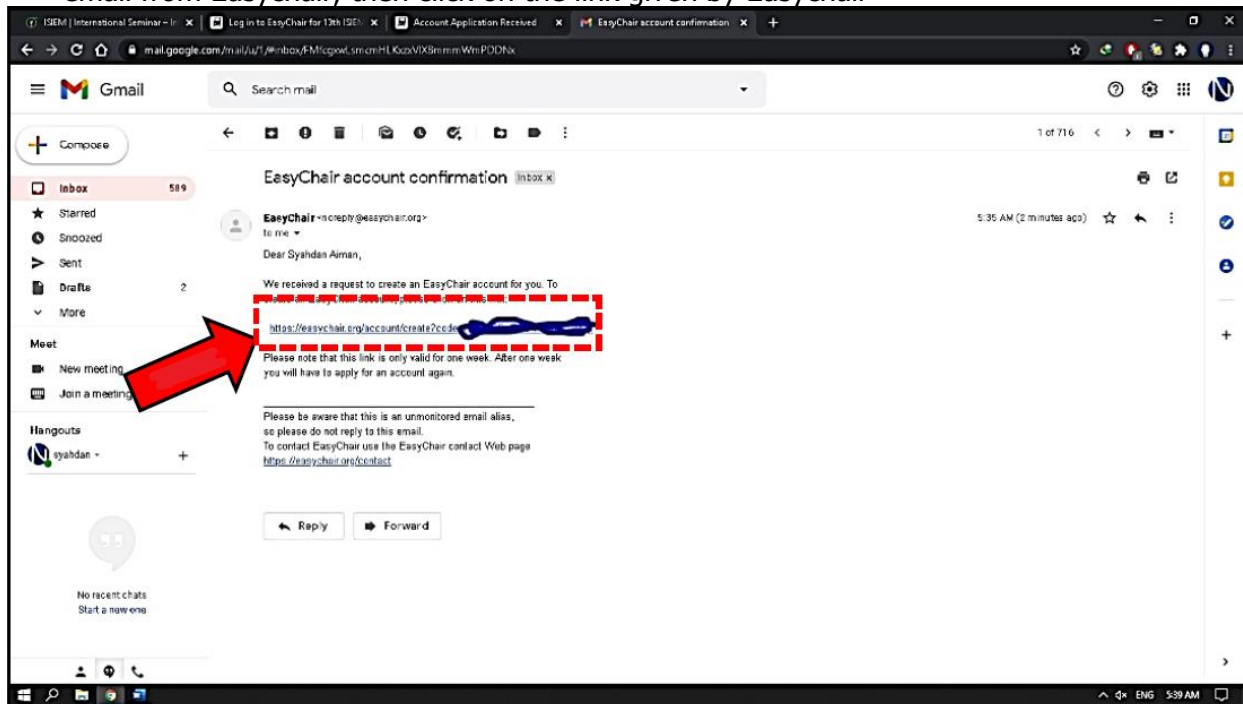
Fill in all the blank forms, then click on [Continue]



This Windows will appear, and the EasyChair will send a notification to your email.



3. Open your email (Gmail is our example here), click on [EasyChair account confirmation] email from EasyChair, then click on the link given by EasyChair



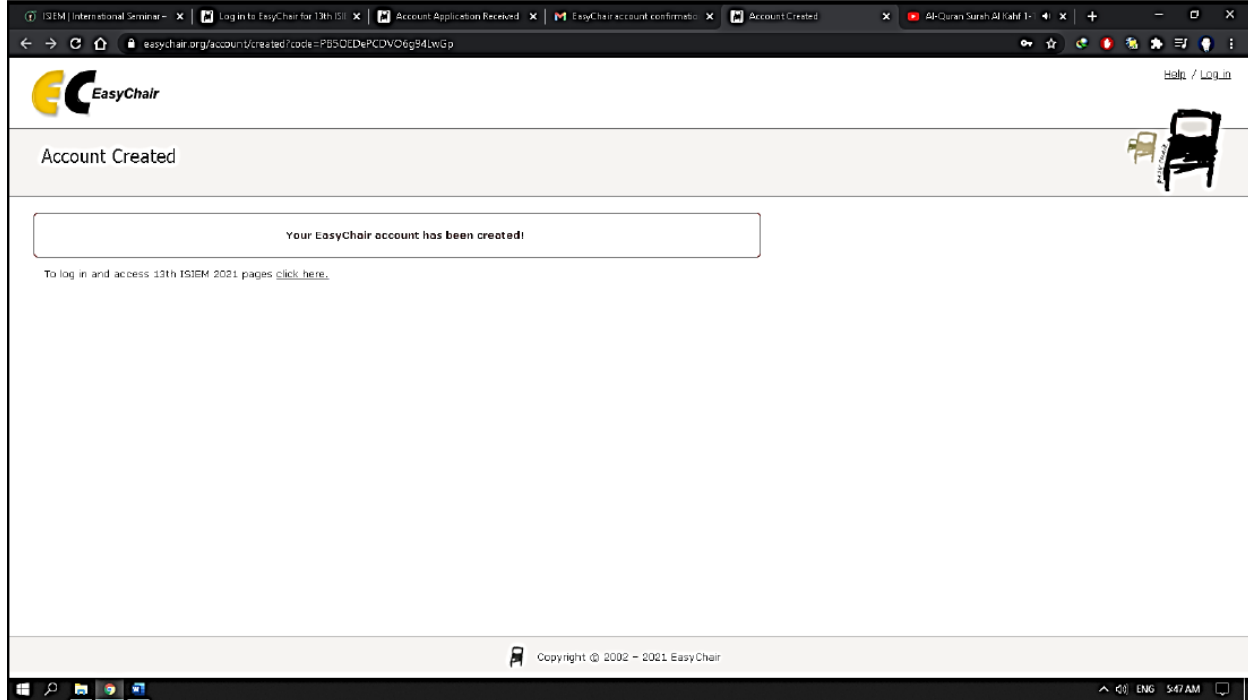
#### 4. The link will be directed to the [Create an EasyChair account] page

The screenshot shows the 'Create an EasyChair Account: Last Step' page. At the top, there is a navigation bar with the EasyChair logo and a 'Hello / Log in' link. Below the navigation bar, the page title is 'Create an EasyChair Account: Last Step'. A message reads: 'Hello Syahdan Amrani! To complete the creation of your account please fill out the following form. You should create the account within 30 minutes, otherwise you will have to fill out this form from scratch.' Below this message is a form with a checkbox labeled 'I agree to EasyChair Terms of Service', which is highlighted by a red arrow. The form also contains fields for 'Enter your personal data.' with sub-fields for 'First name' (filled with 'Syahdan'), 'Last name' (filled with 'Amrani'), 'Organization' (filled with 'Institut Teknologi Bandung'), and 'Country/region' (filled with 'Indonesia'). There is also a field for 'Your personal Web page'. Below the personal data section, there is a section for 'Enter your account information. Note that user names are case-insensitive'. This section includes a message 'User name syahdanaimannizam is available!', a list of 'Available names: syahdanaiman, syahdanaimannizam', and fields for 'User name' (filled with 'syahdanaimannizam'), 'Password', and 'Retype the password'. A red arrow points to the 'Create my account' button at the bottom of the form.

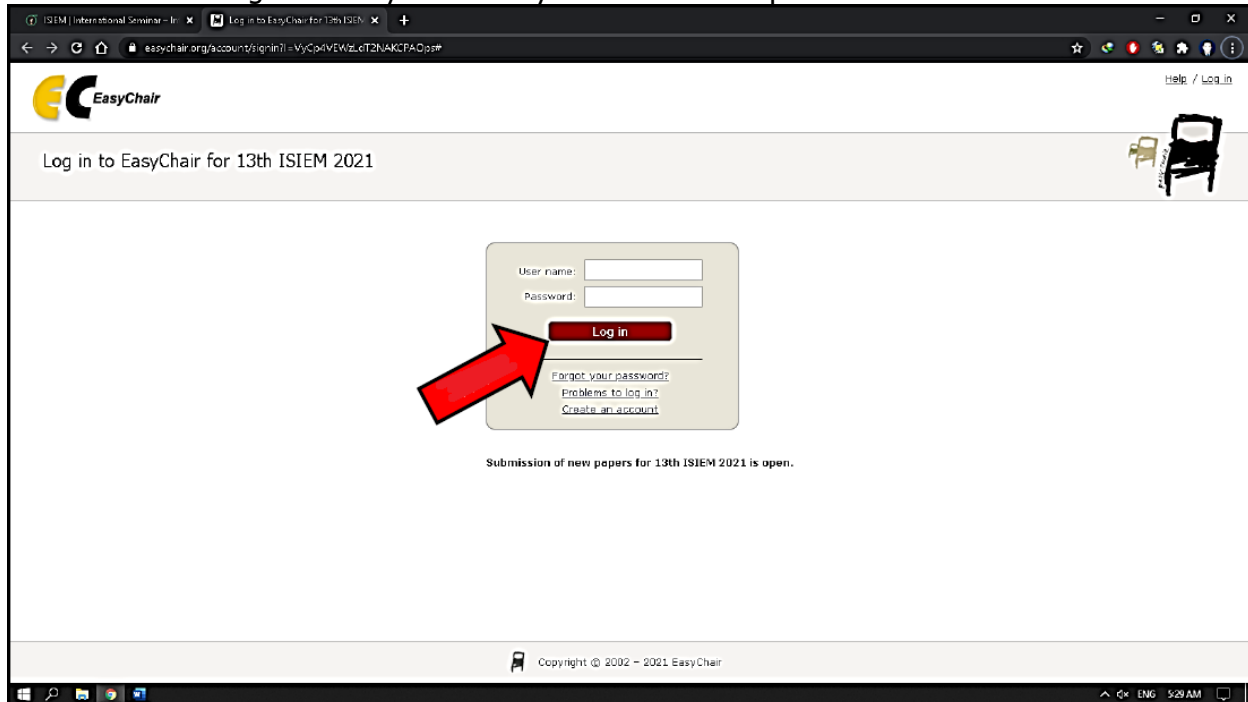
Checklist the box [I agree to EasyChair Terms of Service], fill in the blank forms, username and password, then click on [Create my account].

This screenshot shows the same 'Create an EasyChair Account: Last Step' page, but with the account information section filled out. The 'User name' field is filled with 'syahdanaimannizam', and the 'Password' and 'Retype the password' fields are filled with asterisks. A red arrow points to the 'Create my account' button. At the bottom of the page, there is a footer with the text 'Copyright © 2002 - 2021 EasyChair'.

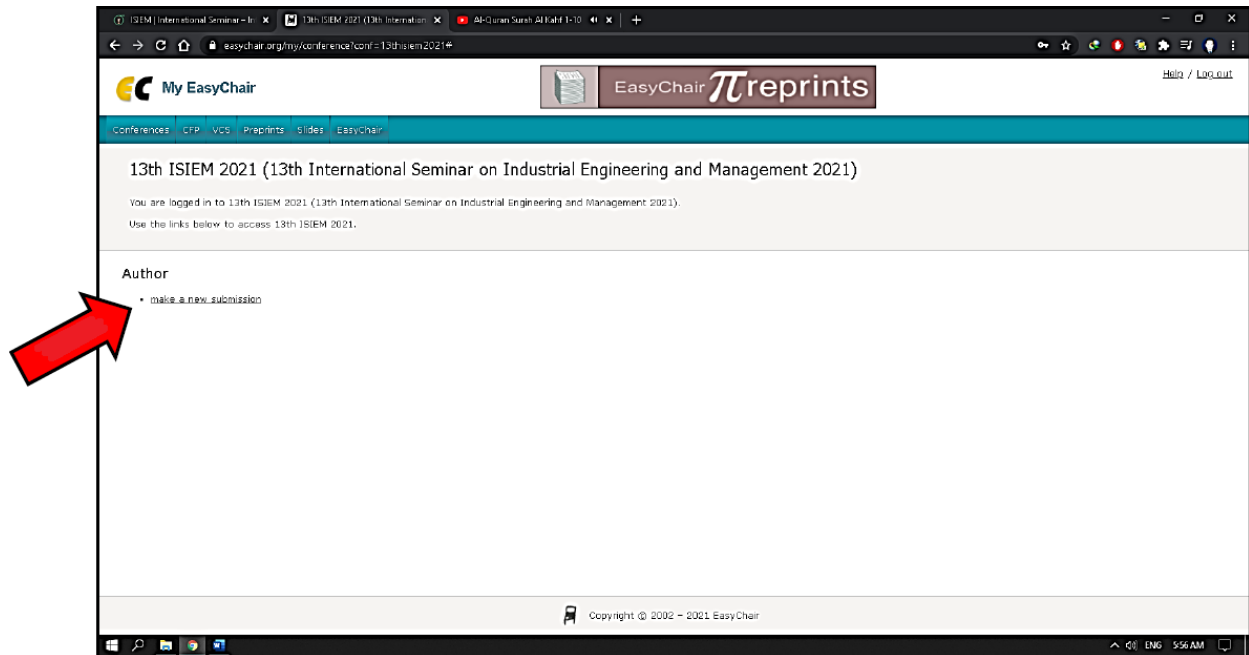
Your Easychair account has been created.



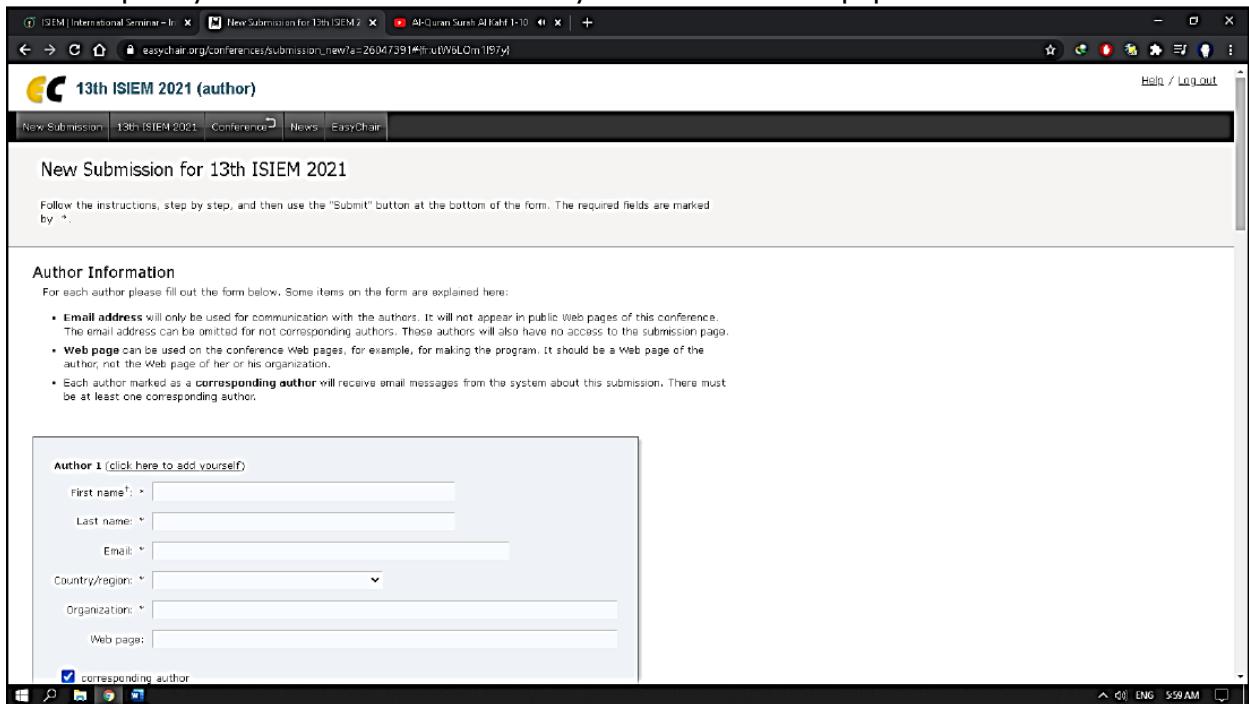
5. Repeat point 1, then you will be directed to Easychair login website, with 13<sup>th</sup> ISIEM in on the screen. Log in to Easychair with your account and password.



6. After a successful login, you are in 13<sup>th</sup> ISIEM page in Easychair. Click on [[make a new submission](#)].



## 7. Completely fill in all the blank forms as you want to make a paper submission.



ISEM International Seminar - In x New Submission for 13th ISEM 2 x Al-Quran Surah Al-Fatih 1-10 x +

easychair.org/conferences/submission\_new/a=26047391#fr:uW6LOm187y

**Author 2** ([click here to add yourself](#))

First name\*:

Last name\*:

Email\*:

Country/region\*:

Organization\*:

Web page:

corresponding author

**Author 3** ([click here to add yourself](#))

First name\*:

Last name\*:

Email\*:

Country/region\*:

Organization\*:

Web page:

corresponding author

ENG 6:00 AM

ISEM International Seminar - In x New Submission for 13th ISEM 2 x Al-Quran Surah Al-Fatih 1-10 x +

easychair.org/conferences/submission\_new/a=26047391#fr:uW6LOm187y

[Click here to add more authors](#)

† **Note:** leave first name blank if there is no first name. If you are not sure how to divide a name into the first and last name, [read the Help article about names](#).

**Title and Abstract**

The title and the abstract should be entered as plain text, they should not contain HTML elements.

Title\*:

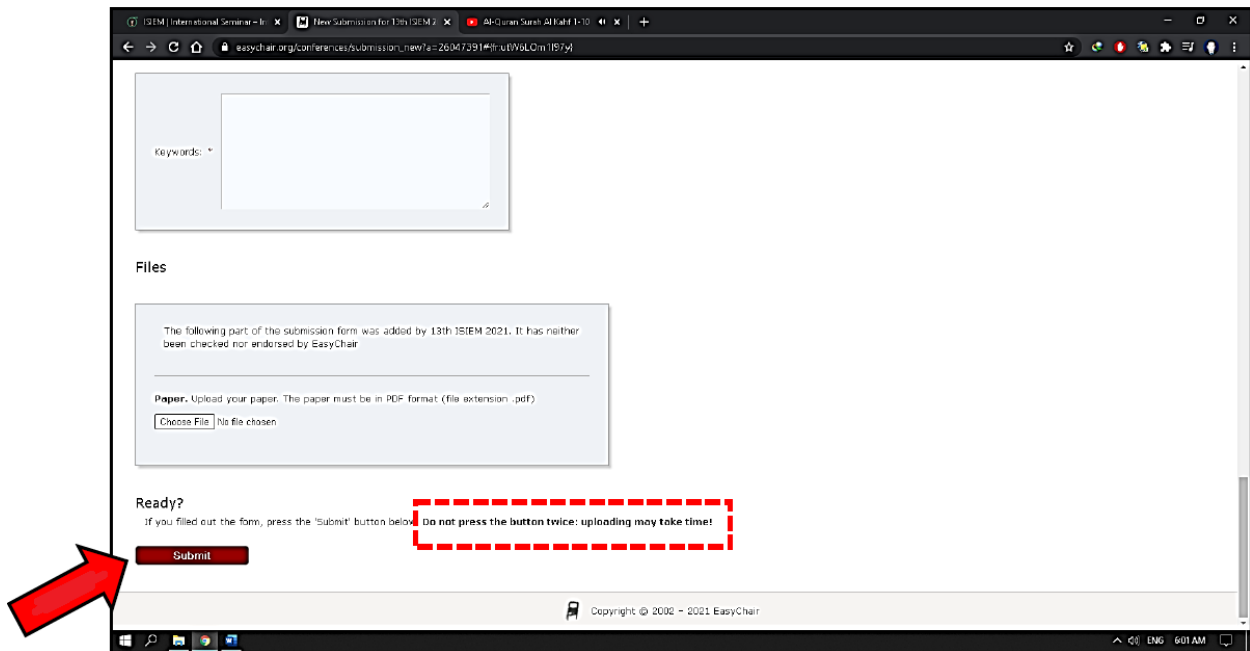
Abstract\*:

**Keywords**

Type a list of keywords (also known as key phrases or key terms), **one per line** to characterize your submission. You should specify at least three keywords.

Keywords\*:

ENG 6:01 AM



When you finish to filling all the forms and attaching your paper, click on [[Submit](#)]

Notice: Do not press the button twice (or more than one time), uploading may take time! (it is depending on the speed of your internet).

When it finished, check on your EasyChair account and you can see that your paper has been submitted.

